

Key Statistics

Rame Peninsula & St Germans

01/04/2021 31/03/2022



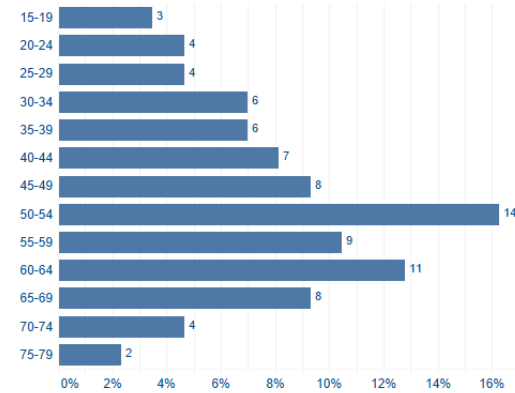
Summary

Clients	99
Quick client contacts	
Issues	522
Activities	603
Cases	131
Outcomes	
Income gain	£57,517
Re-imbursments, services, loans	£1,030
Debts written off	£18,609
Repayments rescheduled	£10,102
Other	£17,153

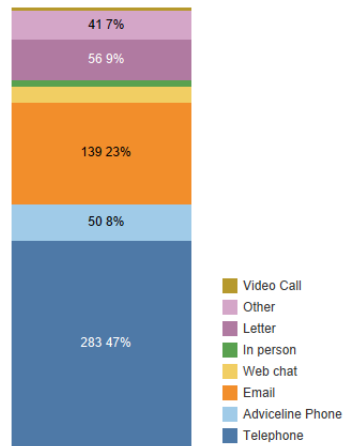
Issues

Issues	Clients
Benefits & tax credits	29
Benefits Universal Credit	25
Consumer goods & services	7
Debt	25
Education	1
Employment	8
Financial services & capability	19
GVA & Hate Crime	2
Health & community care	1
Housing	20
Immigration & asylum	2
Legal	8
Other	12
Relationships & family	11
Tax	4
Travel & transport	1
Utilities & communications	6
Grand Total	522

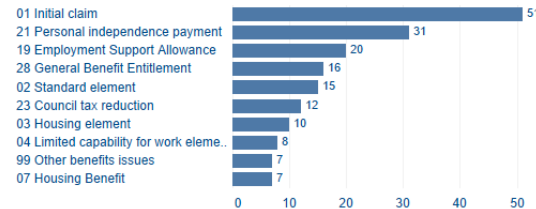
Age



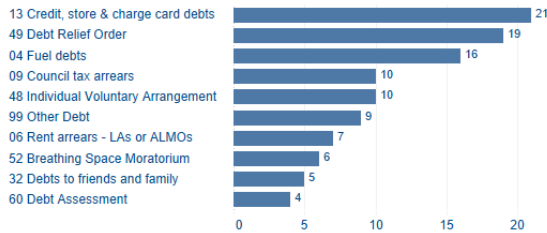
Channel



Top benefit issues



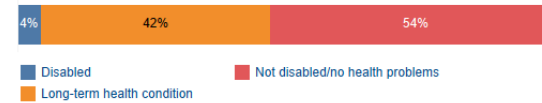
Top debt issues



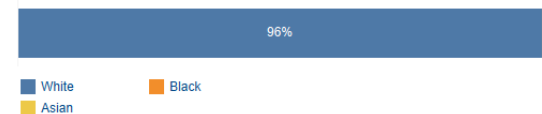
Gender



Disability / Long-term health



Ethnicity



The **Client** figure at the top left of the dashboard represents the total number of unique clients with one or more case notes in the period.

The number before the issue on the **Top benefit issues** chart, and **Top debt issues** chart is the code for the issue and does not represent the number of issues.

The **Quick client contacts** number is a count of Simple Queries. For example, we would record a simple query for someone who came in to an office, picked up a leaflet and left, but didn't need any in-depth advice or case management.

Because we don't ask for the clients address when completing a simple query, this will always be blank for a ward dashboard.